

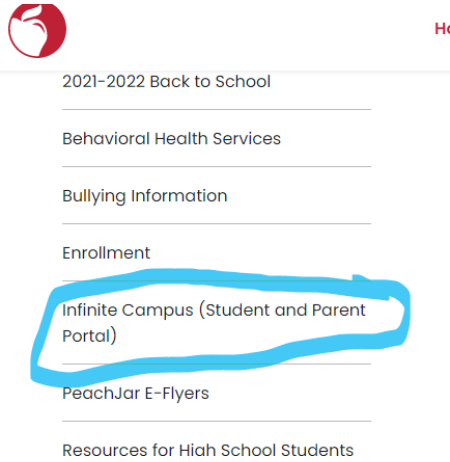
## How to Access Infinite Campus Parent Portal

1. Go to [www.ccsok.us](http://www.ccsok.us)
2. Click on Students & Families



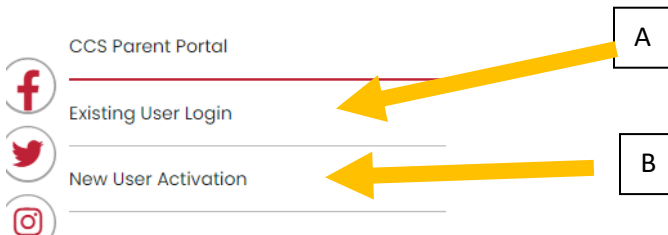
Home Our District News **Students & Families** Staff Departments Board of Education

3. Click on "Infinite Campus"



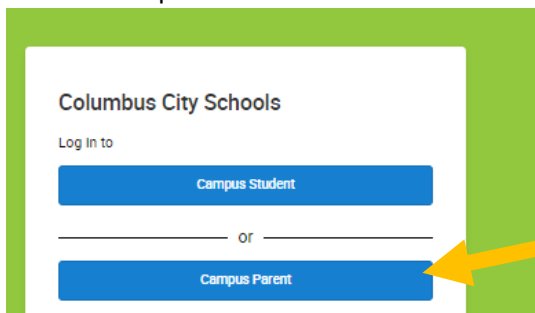
4. A. If you have an account, click on Existing User Login

### Infinite Campus (Student and Parent Portal)



5. B. If you do not have an account, click on New User Activation.
  - i. You will need to provide a photo ID snapshot or your child's DOB, address and phone number in an email to [sreed1@columbus.k12.oh.us](mailto:sreed1@columbus.k12.oh.us)
  - ii. Enter your activation key. It is long, each family in the district receives one.
  - iii. Enter an email that you use and have access to.
  - iv. For your username, enter your first initial and last name.
  - v. For your password enter your date of birth with dashes (i.e.- 01-01-1981)

6. Click on Campus Parent



(Turn over- backside)

## 7. Enter your log-in information

### Columbus City Schools

Parent Username

Password

Log In

### Announce

Tuesday 03/24

We have posted  
need of so that  
few minutes to

The Community  
updates, enrich